

RESOLUTION 2022-3

CERTIFICATION OF APRIL 5, 2022 GENERAL MUNICIPAL ELECTION RESULTS

WHEREAS, a Municipal Election was held in the City of University City, Missouri, on Tuesday, April 5, 2022; and

WHEREAS, said election was conducted according to the laws of the State of Missouri, the City Charter and ordinances of the City of University City, Missouri, and the rules and regulations promulgated by the Board of Election Commissioners of St. Louis County, Missouri; and:

WHEREAS, the following were candidates for the respective office as shown:

| | | |
|----------------|---------------|-------------|
| Steven McMahon | Councilmember | First Ward |
| Tim Cusick | Councilmember | Second Ward |
| Stacy Clay | Councilmember | Third Ward |
| Terry Crow | Mayor | |

WHEREAS, pursuant to Ordinance No. 7169, the following proposition was submitted to the qualified voters:

Proposition F

Shall the City of University City, Missouri impose an additional sales tax of one-fourth of one percent for the purpose of providing revenues for the operation of the University City Fire Department?

WHEREAS, pursuant to the laws of the State of Missouri, the City Charter and ordinances of the City of University City, Missouri, and the rules and regulations promulgated by the Board of Election Commissioners of St. Louis County, Missouri, the City Council of University City, Missouri, at a meeting held on April 25, 2022, at 6:30 p.m., upon the certification of the election results by the Board of Election Commissioners of St. Louis County, Missouri from all precincts, and upon receipt by the City Clerk of the official results of said election held Tuesday, April 5, 2022, in the City of University City, Missouri, and as canvassed by the City Council of University City, Missouri, the votes received are as follows:


| | | <u>Number of Votes</u> |
|----------------|---|------------------------|
| Steven McMahon | Councilmember First Ward | 1283 |
| Tim Cusick | Councilmember Second Ward | 944 |
| Stacy Clay | Councilmember Third Ward | 798 |
| Terry Crow | Mayor | 2963 |
| Proposition F | Yes 1,618 (41.94%) No 2,240 (58.06%) | |

NOW, THEREFORE, BE IT RESOLVED that the following candidates, having received the largest number of votes, be declared elected for the term set forth:

- Steven McMahon, Councilmember, First Ward (four years)
- Tim Cusick, Councilmember, Second Ward (four years)
- Stacy Clay, Councilmember, Third Ward (four years)
- Terry Crow, Mayor (four years)

BE IT FURTHER RESOLVED that Proposition F did not receive a simple majority of votes necessary to pass, and therefore it is declared that Proposition F failed.

ADOPTED this 25th day of April, 2022.






 Mayor

ATTEST

LaRette Bress

City Clerk





ST. LOUIS COUNTY, MISSOURI
GENERAL MUNICIPAL ELECTION

4/5/2022

CITY OF UNIVERSITY CITY - MAYOR - Four year term Vote For One

| Precinct | TERRY CABW | Cast Votes | Consolidated Results Ballots Cast | Total Ballots Cast | Registered Voters | Turnout Percentage |
|---------------|--------------|--------------|-----------------------------------|--------------------|-------------------|--------------------|
| CLA - 001 | 214 | 214 | 278 | 278 | 1130 | 24.60% |
| HAD - 009 | 144 | 144 | 185 | 185 | 674 | 27.60% |
| HAD - 011 | 90 | 90 | 118 | 118 | 526 | 22.63% |
| HAD - 012 | 187 | 187 | 237 | 237 | 1177 | 20.14% |
| HAD - 034 | 84 | 84 | 126 | 126 | 769 | 16.38% |
| UNV - 004 | 43 | 43 | 62 | 62 | 955 | 6.49% |
| UNV - 014 | 83 | 83 | 107 | 107 | 1189 | 9.15% |
| UNV - 015 | 65 | 65 | 89 | 89 | 782 | 11.38% |
| UNV - 016 | 41 | 41 | 46 | 46 | 475 | 9.68% |
| UNV - 019 | 140 | 140 | 176 | 176 | 1107 | 15.90% |
| UNV - 020 | 26 | 26 | 34 | 34 | 173 | 19.63% |
| UNV - 021 | 92 | 92 | 125 | 125 | 583 | 21.44% |
| UNV - 022 | 2 | 2 | 2 | 2 | 45 | 4.44% |
| UNV - 023 | 189 | 189 | 266 | 266 | 1308 | 20.34% |
| UNV - 024 | 100 | 100 | 145 | 145 | 680 | 21.32% |
| UNV - 025 | 122 | 122 | 156 | 156 | 872 | 17.89% |
| UNV - 026 | 42 | 42 | 53 | 53 | 341 | 15.54% |
| UNV - 027 | 138 | 138 | 166 | 166 | 1282 | 12.95% |
| UNV - 028 | 74 | 74 | 96 | 96 | 679 | 14.14% |
| UNV - 029 | 171 | 171 | 229 | 229 | 1058 | 21.64% |
| UNV - 030 | 87 | 87 | 102 | 102 | 575 | 17.74% |
| UNV - 031 | 130 | 130 | 166 | 166 | 713 | 23.28% |
| UNV - 032 | 23 | 23 | 32 | 32 | 150 | 21.33% |
| UNV - 033 | 75 | 75 | 99 | 99 | 429 | 23.06% |
| UNV - 034 | 6 | 6 | 12 | 12 | 77 | 15.58% |
| UNV - 035 | 71 | 71 | 85 | 85 | 938 | 9.05% |
| UNV - 036 | 126 | 126 | 167 | 167 | 710 | 23.52% |
| UNV - 037 | 27 | 27 | 37 | 37 | 460 | 8.04% |
| UNV - 038 | 21 | 21 | 25 | 25 | 221 | 11.31% |
| UNV - 039 | 37 | 37 | 52 | 52 | 298 | 17.45% |
| UNV - 040 | 101 | 101 | 130 | 130 | 623 | 20.87% |
| UNV - 041 | 29 | 29 | 32 | 32 | 486 | 6.58% |
| UNV - 042 | 31 | 31 | 47 | 47 | 261 | 18.01% |
| UNV - 043 | 39 | 39 | 50 | 50 | 338 | 14.79% |
| UNV - 044 | 0 | 0 | 0 | 0 | 8 | 0.00% |
| UNV - 045 | 79 | 79 | 108 | 108 | 520 | 20.77% |
| UNV - 046 | 1 | 1 | 2 | 2 | 13 | 15.38% |
| UNV - 056 | 32 | 32 | 45 | 45 | 186 | 24.19% |
| UNV - 057 | 1 | 1 | 2 | 2 | 94 | 2.13% |
| Totals | 2,963 | 2,963 | 3,890 | 3,890 | 22,845 | 17.00% |

GENERAL MUNICIPAL ELECTION



4/5/2022

CITY OF UNIVERSITY CITY - COUNCIL MEMBER - WARD 2 - Four year term Vote For One

| Precinct | THA CUSICK | Cast Voters | Consolidated Results Baskets Cast | Total Ballots Cast | Registered Voters | Turnout Percentage |
|---------------|------------|-------------|-----------------------------------|--------------------|-------------------|--------------------|
| HAD - 034 | 90 | 90 | 126 | 126 | 769 | 16.36% |
| UNV - 004 | 42 | 42 | 62 | 62 | 955 | 6.49% |
| UNV - 020 | 25 | 25 | 34 | 34 | 173 | 19.65% |
| UNV - 023 | 194 | 194 | 266 | 266 | 1,308 | 20.34% |
| UNV - 024 | 102 | 102 | 145 | 145 | 680 | 21.32% |
| UNV - 028 | 73 | 73 | 96 | 96 | 679 | 14.14% |
| UNV - 029 | 177 | 177 | 229 | 229 | 1,058 | 21.64% |
| UNV - 036 | 124 | 124 | 167 | 167 | 710 | 23.52% |
| UNV - 043 | 37 | 37 | 50 | 50 | 338 | 14.79% |
| UNV - 045 | 79 | 79 | 108 | 108 | 520 | 20.77% |
| UNV - 046 | 1 | 1 | 2 | 2 | 13 | 15.38% |
| Totals | 944 | 944 | 1,285 | 1,285 | 7,203 | 17.84% |

Registered Voters
1,308
Polling Places Reporting
1,308

124 04
City of University City



ST. LOUIS COUNTY, MISSOURI
GENERAL MUNICIPAL ELECTION

4/5/2022

CITY OF UNIVERSITY CITY - PROPOSITION F - Simple Majority Required

| Precinct | YES | NO | Total Registered Voters | Consolidated Results Ballots Cast | Total Ballots Cast | Registered Voters | Turnout Percentage |
|---------------|--------------|--------------|-------------------------|-----------------------------------|--------------------|-------------------|--------------------|
| CIA - 001 | 112 | 165 | 277 | 278 | 278 | 1,130 | 24.60% |
| HAD - 009 | 67 | 118 | 185 | 185 | 186 | 674 | 27.60% |
| HAD - 011 | 44 | 73 | 117 | 118 | 118 | 526 | 22.43% |
| HAD - 012 | 198 | 128 | 326 | 237 | 237 | 1,177 | 20.14% |
| HAD - 034 | 38 | 88 | 126 | 126 | 126 | 769 | 16.38% |
| UNV - 004 | 32 | 30 | 62 | 62 | 62 | 955 | 6.49% |
| UNV - 014 | 43 | 63 | 106 | 107 | 107 | 1,169 | 9.15% |
| UNV - 015 | 21 | 67 | 88 | 89 | 89 | 782 | 11.38% |
| UNV - 016 | 15 | 31 | 46 | 46 | 46 | 475 | 9.68% |
| UNV - 019 | 68 | 107 | 175 | 176 | 176 | 1,107 | 15.90% |
| UNV - 020 | 12 | 22 | 34 | 34 | 34 | 173 | 19.65% |
| UNV - 021 | 65 | 59 | 124 | 125 | 125 | 583 | 21.44% |
| UNV - 022 | 0 | 2 | 2 | 2 | 2 | 45 | 4.44% |
| UNV - 023 | 107 | 158 | 265 | 266 | 266 | 1,308 | 20.34% |
| UNV - 024 | 53 | 92 | 145 | 145 | 145 | 680 | 21.32% |
| UNV - 025 | 65 | 88 | 153 | 156 | 156 | 872 | 17.89% |
| UNV - 026 | 18 | 32 | 50 | 53 | 53 | 341 | 15.48% |
| UNV - 027 | 79 | 86 | 165 | 166 | 166 | 1,282 | 12.95% |
| UNV - 028 | 38 | 57 | 95 | 96 | 96 | 679 | 14.14% |
| UNV - 029 | 92 | 136 | 228 | 229 | 229 | 1,058 | 21.64% |
| UNV - 030 | 57 | 44 | 101 | 102 | 102 | 575 | 17.74% |
| UNV - 031 | 76 | 83 | 159 | 166 | 166 | 719 | 23.28% |
| UNV - 032 | 8 | 24 | 32 | 32 | 32 | 150 | 21.33% |
| UNV - 033 | 40 | 59 | 99 | 99 | 99 | 429 | 23.08% |
| UNV - 034 | 3 | 9 | 12 | 12 | 12 | 77 | 15.58% |
| UNV - 035 | 43 | 42 | 85 | 85 | 85 | 938 | 9.06% |
| UNV - 036 | 68 | 93 | 166 | 167 | 167 | 710 | 23.52% |
| UNV - 037 | 22 | 15 | 37 | 37 | 37 | 460 | 8.04% |
| UNV - 039 | 17 | 7 | 24 | 25 | 25 | 221 | 11.31% |
| UNV - 039 | 21 | 30 | 51 | 52 | 52 | 298 | 17.45% |
| UNV - 040 | 72 | 57 | 129 | 130 | 130 | 623 | 20.87% |
| UNV - 041 | 15 | 17 | 32 | 32 | 32 | 486 | 6.58% |
| UNV - 042 | 21 | 24 | 45 | 47 | 47 | 261 | 18.01% |
| UNV - 043 | 27 | 23 | 50 | 50 | 50 | 338 | 14.79% |
| UNV - 044 | 0 | 0 | 0 | 0 | 0 | 8 | 0.00% |
| UNV - 045 | 38 | 70 | 108 | 108 | 108 | 520 | 20.77% |
| UNV - 046 | 2 | 0 | 2 | 2 | 2 | 13 | 15.38% |
| UNV - 056 | 10 | 35 | 45 | 45 | 45 | 185 | 24.19% |
| UNV - 057 | 1 | 1 | 2 | 2 | 2 | 94 | 2.13% |
| Totals | 1,618 | 2,140 | 3,858 | 3,890 | 3,890 | 22,885 | 17.00% |

AFFIDAVIT OF PUBLICATION

7220 Waterman Ave 63130
CLA001 HAD009
* HEMAN PARK COMMUNITY CENTER
975 Pennsylvania Ave 63130
HAD034 UNV004 UNV020 UNV036
UNV037 UNV045 UNV046 UNV056
UNV057
* JACKSON PARK ELEMENTARY SCHOOL
7400 Balson Ave 63130
UNV023 UNV024 UNV029 UNV031
* THE CENTER OF CLAYTON
50 Gay Ave 63105
UNV021 UNV030 UNV041
* UNIVERSITY CITY REC FACILITY
7210 Olive Blvd 63130
UNV014 UNV015 UNV016 UNV019
* WASHINGTON SCHOOL
1730 N Hanley 63114
UNV025 UNV026
* WYDOWN MIDDLE SCHOOL
6500 Wydown Blvd 63105
HAD011 HAD012
WARD 1
* BRITTANY WOODS SCHOOL
8125 Groby Rd 63130
UNV032 UNV033 UNV034 UNV039
UNV040 UNV044
* FLYNN PARK ELEMENTARY SCHOOL
7220 Waterman Ave 63130
CLA001 HAD009
* HEMAN PARK COMMUNITY CENTER
975 Pennsylvania Ave 63130
UNV037 UNV056 UNV057
* JACKSON PARK ELEMENTARY SCHOOL
7400 Balson Ave 63130
UNV031
* THE CENTER OF CLAYTON
50 Gay Ave 63105
UNV021 UNV030 UNV041
* WYDOWN MIDDLE SCHOOL
6500 Wydown Blvd 63105
HAD011 HAD012
WARD 2
* BRITTANY WOODS SCHOOL
8125 Groby Rd 63130
UNV028 UNV043
* HEMAN PARK COMMUNITY CENTER
975 Pennsylvania Ave 63130
HAD034 UNV004 UNV020 UNV036
UNV045 UNV046
* JACKSON PARK ELEMENTARY SCHOOL
7400 Balson Ave 63130
UNV023 UNV024 UNV029

WARD 3
* BARB JORDAN ACCEL ELEM SCHOOL
1500 82nd Blvd 63132
UNV022 UNV027 UNV035 UNV038
UNV042
* UNIVERSITY CITY REC FACILITY
7210 Olive Blvd 63130
UNV014 UNV015 UNV016 UNV019
* WASHINGTON SCHOOL
1730 N Hanley 63114
UNV025 UNV026
IN WITNESS WHEREOF, the
undersigned composing the Board of
Election Commissioners of St. Louis
County, Missouri has caused this notice
to be signed at the office of said Board
in the City of St. Ann, Missouri, on
Tuesday, January 25, 2022.
ROBERT L. CHAMBERS, Chair
PATRICIA YAEGER, Secretary
MARSHA E. HAEFNER, Commissioner
FLORENCE HILL, Commissioner
Attest: PATRICIA YAEGER, Secretary
BOARD OF ELECTION COMMISSIONERS
12103611 County Mar 30, 2022

AFFIDAVIT OF PUBLICATION

Page 2 of 2

BOARD OF ELECTION COMMISSIONERS
12101049 County Mar 23, 2022